

Jade S Series

Track Fixtures



Optimum light output & realizing huge savings

CLS Jade S

With the Jade S series, CLS has introduced a whole new generation of rail/ surface mount fixtures that excel in light quality, light efficiency & build quality. The CLS Jade is manufactured in the Netherlands and includes a guarantee of no less than 5 years. Besides this, it is offered at extremely competitive prices thanks to clever production techniques. In the last years thousands of projects worldwide have been equipped with the variants of the Jade series.

The Jade S is the standard version of the Jade series. For specific retail applications and applications in museums, galleries, food markets, car showrooms, tailor-made versions are available. (Jade Retail & Food, Jade Expo, Jade Zoom, Jade HD, Jade Colour Flow)

The design has been developed in close collaboration with leading lighting designers. They were empowered to appoint all the product features they would like to see in a series of fixtures. From a series of various designs, the current design was unanimously chosen by designers from both the museum world as well as lighting designers and architects from the Retail..

What makes the CLS Jade series so unique in terms of specifications & light perception?

High light efficiency

The Jade fixtures are mostly equipped with High Power CoB LED modules. The Jade fixtures are characterized by a high light output. The LED modules offer a light output up to 4500 lumens. Dependable of the application one can choose between a 20, 30 and 40 Watt version. All versions of the Jade have an energy label of A+ or higher.



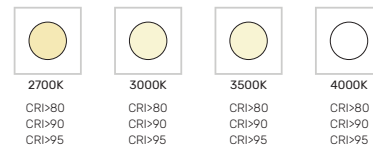
High light comfort

Jade is equipped with an internal snoot, with the result that the glare that is often characteristic for spots with high light output, is substantially absent. The light comfort is further perfected by the standard fitted soft diffusion filter with a light transmission of at least 94%. Due to this unique filter, the beam is incredibly soft and homogeneous.



Excellent colour rendering & wide choice of light colours

CLS offers architects and designers a wide choice of light colours. Where for some applications a maximum light output will be the most important criterion, for other applications the quality of colour reproduction might be the most important criterion. With a wide choice of light colours and CRI values, it is possible to create the right light image for each application. Besides that we offer special led light sources for special applications. We have developed special light sources for furniture showrooms and lately we have introduced a sophisticated Light source for clothing shops.

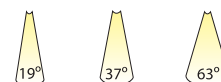


Protection of the LED light source and the light reflector

Unlike many other fixtures, with the Jade both the LED light source and also the light reflector are optimally protected against pollution, thanks to the soft diffusion filter. Because of the deposit of dirt on the reflector and the light source, the final light output of a fixture can be reduced up to 40%. The Jade is optimally protected and will therefore show a steady light image with optimum light output for years.

Wide choice of light beams

You can choose from a 19°, 37° or 63° beam. With a small additional fee, even a beam of 90° for illuminating large areas from a short distance is available.



> Jade S series

Maximum harmonization with the environment

The Jade is by default available in the colours white, grey and black. In addition, it is possible to obtain the fixture in almost every RAL colour for certain project sizes. In this way architects and designers have the ultimate freedom, and fixtures can be delivered in the 'corporate identity' colours of for example Retail chains.



Jade B



Jade C

Mounting facilities

The Jade series are offered with no less than 3 different mounting options. Where most brands offer only a track version, CLS offers besides track versions also a version for easy mounting in cable Trays (Jade B) and a version for ceiling mounting (Jade C).

Dimming possibilities

In contrast to traditional CDMT, PL and HQI light sources, it is possible to dim the Jade S. We offer the following dimming methods:

- Mains dim through phase cut.
- Local dim.
- Dali dim.



Fully prepared for the future

All individual parts are easily interchangeable, meaning that the Jade is fully prepared for future developments.

Should you decide in future, and for whatever reason, to also require changing the LED source into a source with a different colour temperature, CRI value or even with higher light output, than this can be realized in a rather easy way..



Trend & Co, Netherlands

> Jade S series



Beter Lopen, Netherlands



Airport Dublin, Ireland

> Jade S series



Pizza Pasta, Netherlands



De Oosterpoort, Netherlands

> Jade S series



Hoogenboezem, Netherlands



Hästens Store, Netherlands

> Jade S series



Bakery Geert Vonk, Netherlands



Home Center, Netherlands

> Jade S series

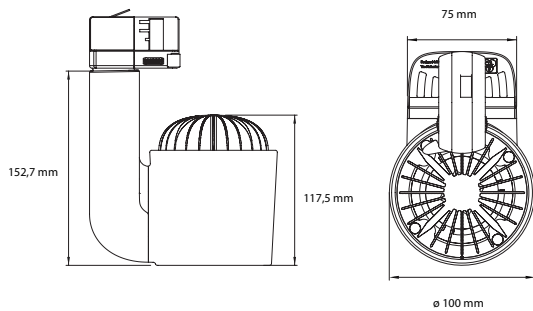
A justified investment

The Jade uses the highest quality components. No compromises are made regarding the quality of the individual parts. The patented heat sink ensures optimum cooling of the light source, so that the potential life of 50,000 hours for the LED module can indeed be achieved.

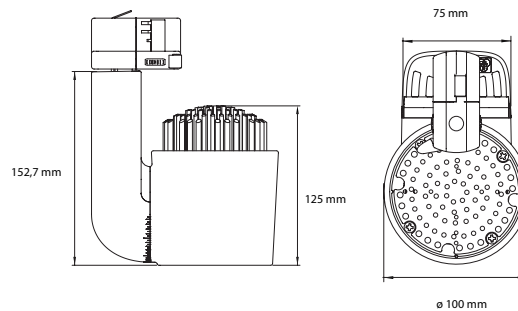
Unlike many other market players, **CLS designs and manufactures its products actually in the Netherlands**. CLS belongs to a group of companies with more than 25 years experience in the lighting world. .

Measurements Jade S

Jade S: 20 & 30 Watt



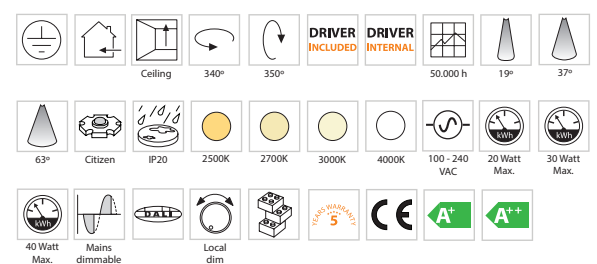
Jade S HP : 40 Watt



Technical specifications

LED:	High Power LED
Available colours:	CRI 80: 2500K, 2700K, 3000K & 4000K CRI 90: 2700K, 3000K & 4000K CRI 95: 2700K, 3000K & 4000K
Power supply:	100 - 240 VAC
Power consumption:	Max. 20 Watt (2000 lm module) Max. 30 Watt (3500 lm module) Max. 40 Watt (4500 lm module)
Housing:	Black, grey or white plastic (PC-ABS V0) Heatsink black, grey or white coated aluminium
Swivel:	340° horizontal, 350° vertical
Beam angles:	19°, 37° of 63°
IP value:	IP20
Ambient temperature:	-10 °C till 40 °C

Icons



* Due to continuous improvements and innovations, specifications may change without notice. All specifications are indicative, for actual values download the photometrics on our website.