

MICROCAD Range 

MICROCAD



3
YEARS
WARRANTY

Indoor Micro-framing projector.
Fitted with a 12V 1 circuit track adaptor.
Framing by 4 shutters.
Tilt angle: 100°.
Azimuth : 350°.
Rotatable optical Zoom (360°).
Integrated filter holder.



MANUFACTURING
DESIGN

Technical specifications

Light source type	LED
Led Power Rating	6 W
Beam angle	10° > 20° - 20° > 35° - 35° > 50°
Color temperature (Step Macadam SDCM2)	3 000 K - 4 000 K
Led nominal output	630 lm - 692 lm
CRI (Ra)	98 98
R9	> 90
Lumen maintenance L80B10	60 000 operating hours
Dimming/control	Integrated potentiometer on the spot On the track : Casambi / DALI / DMX
Thermal dissipation	Passive
Housing materials	Body : anodized aluminium - painted steel
Weight	0,550 kg (10°/20°version)
Finish	Black (Anodized) - White (RAL 9010) or RAL color upon request

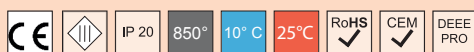


DIOR Gallery - Paris - Lighting Designer ACL -
@Alexis Coussemont

On the Spot



On the Track



SPX Lighting - Offices : 10 rue des Marronniers 94 240 L'Hay Les Roses - France.

Factory : Zac des Coinchettes - 36 100 Issoudun - France.

Contacts +33 01 82 33 02 80 - contact@spx-lighting.com - www.spx-lighting.com

All rights reserved. Partial or complete reproductions is prohibited unless written permission of SPX Lighting. Information contained in this document does not contractually bind SPX Lighting. Despite the care SPX Lighting brings to the accuracy and precision of the present information, the responsibility of SPX Lighting can not be sought in case of inaccurate information. SPX Lighting reserves the right to change this information at any time without prior notice. SPX Lighting cannot be held liable for the consequences of the use of the present document. This publication does not imply any transfer of intellectual property rights.

Date of publication MAY 2023.

VERSION 23A



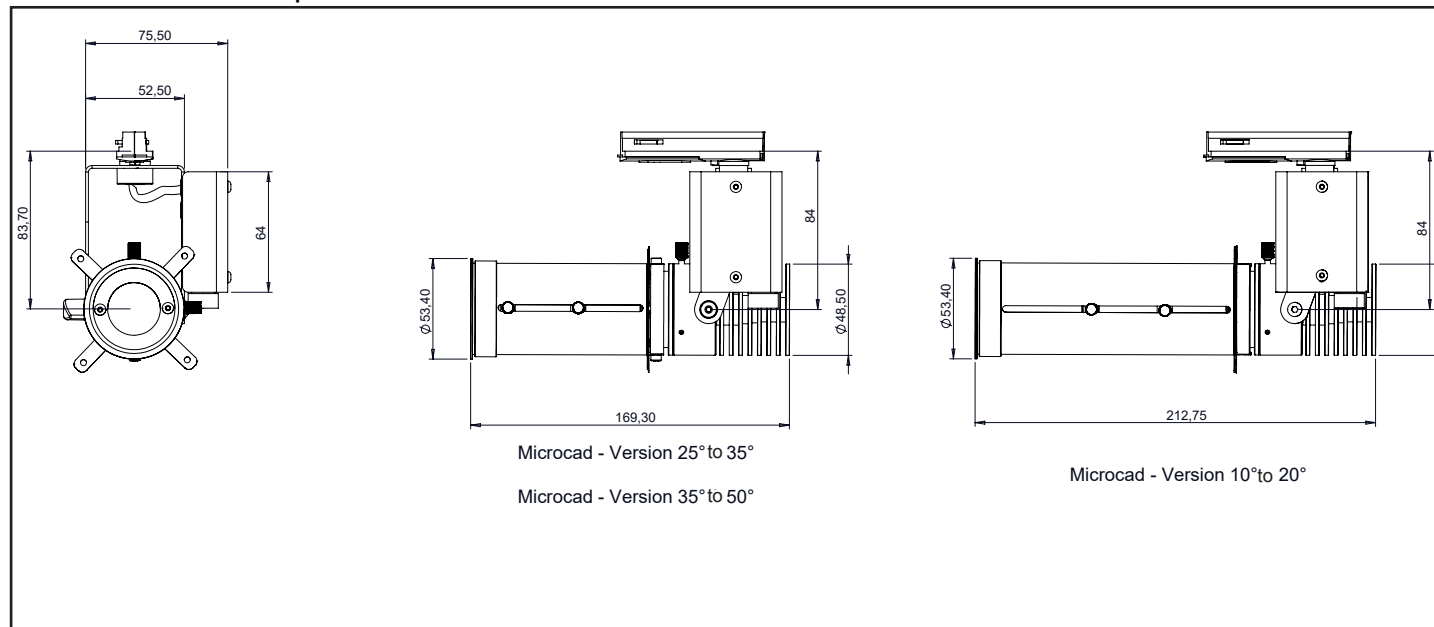
MICROCAD Range

MICROCAD

Mounting versions



3 Circuits Track Adaptor



Accessories

End feed connector 12V (Right / left)

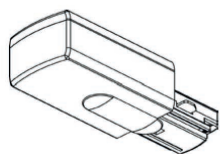


Fig 1

Track End cap connector 12V

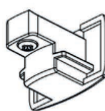


Fig 2

Track Straight connector 12V

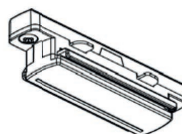


Fig 3

Flexible corner connector 12V

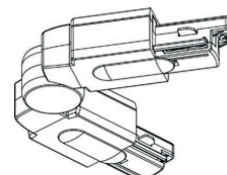


Fig 4

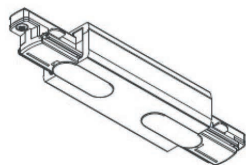


Fig 5

Middle feed connector 12V



SPX Lighting - Offices : 10 rue des Marronniers 94 240 L'Hay Les Roses - France.

Factory : Zac des Coinchettes - 36 100 Issoudun - France.

Contacts +33 01 82 33 02 80 - contact@spx-lighting.com - www.spx-lighting.com

All rights reserved. Partial or complete reproductions is prohibited unless written permission of SPX Lighting. Information contained in this document does not contractually bind SPX Lighting. Despite the care SPX Lighting brings to the accuracy and precision of the present information, the responsibility of SPX Lighting can not be sought in case of inaccurate information. SPX Lighting reserves the right to change this information at any time without prior notice. SPX Lighting cannot be held liable for the consequences of the use of the present document. This publication does not imply any transfer of intellectual property rights.

Date of publication MAY 2023.

VERSION 23A



MICROCAD

Colorimetry Data

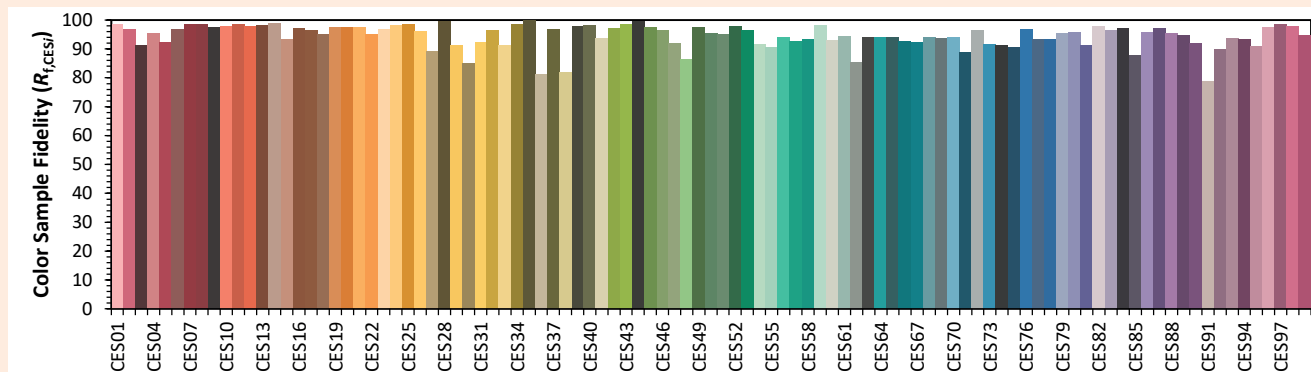
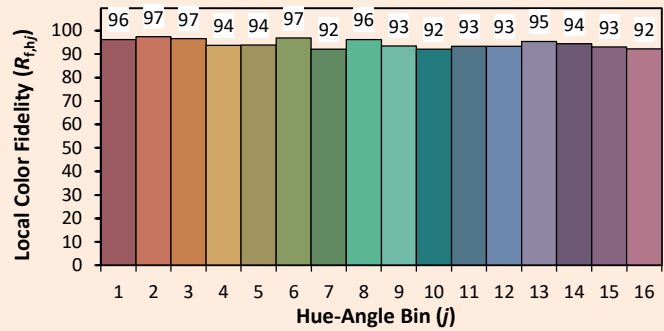
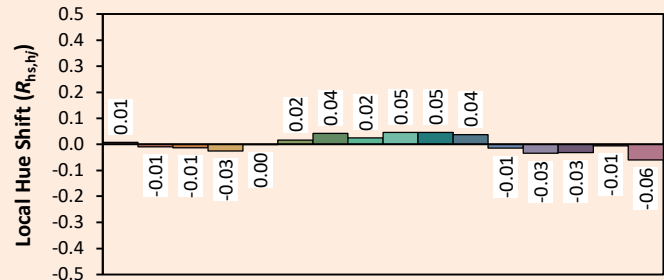
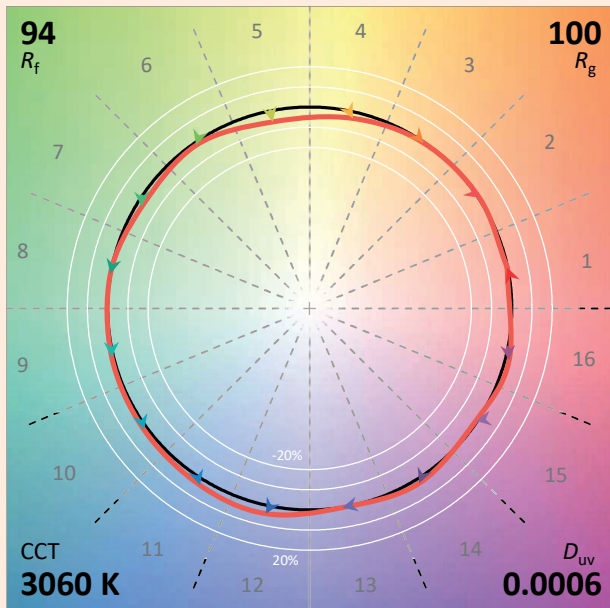
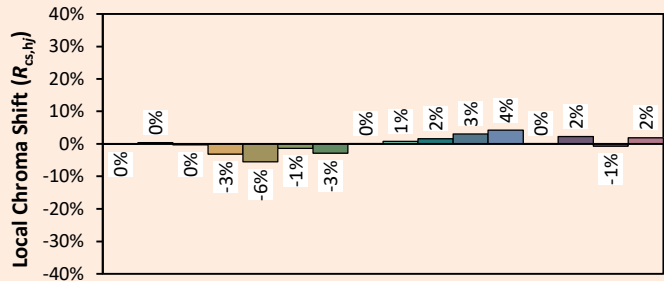
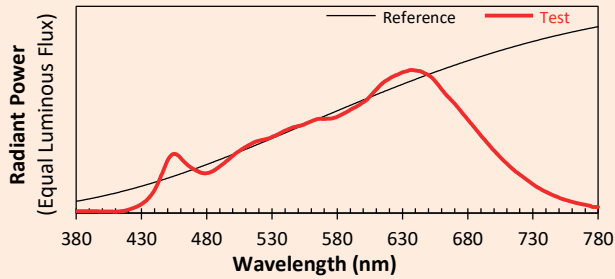


Source: COB 3000K

Date: 22/07/2022

Manufacturer: SPX LIGHTING

Model: MICROCAD 3000K



Notes:

Indicative values around the typical value.

x **0.4336**
 y **0.4044**
 u' **0.2483**
 v' **0.5210**

CIE 13.3-1995 (CRI)	
R _a	98
R ₉	99



SPX Lighting - Offices : 10 rue des Marronniers 94 240 L'Hay Les Roses - France.
 Factory : Zac des Coinchettes - 36 100 Issoudun - France.

Contacts +33 01 82 33 02 80 - contact@spx-lighting.com - www.spx-lighting.com

All rights reserved. Partial or complete reproductions is prohibited unless written permission of SPX Lighting. Information contained in this document does not contractually bind SPX Lighting. Despite the care SPX Lighting brings to the accuracy and precision of the present information, the responsibility of SPX Lighting can not be sought in case of inaccurate information. SPX Lighting reserves the right to change this information at any time without prior notice. SPX Lighting cannot be held liable for the consequences of the use of the present document. This publication does not imply any transfer of intellectual property rights.

Date of publication MAY 2023.
 VERSION 23A



MICROCAD

Colorimetry Data

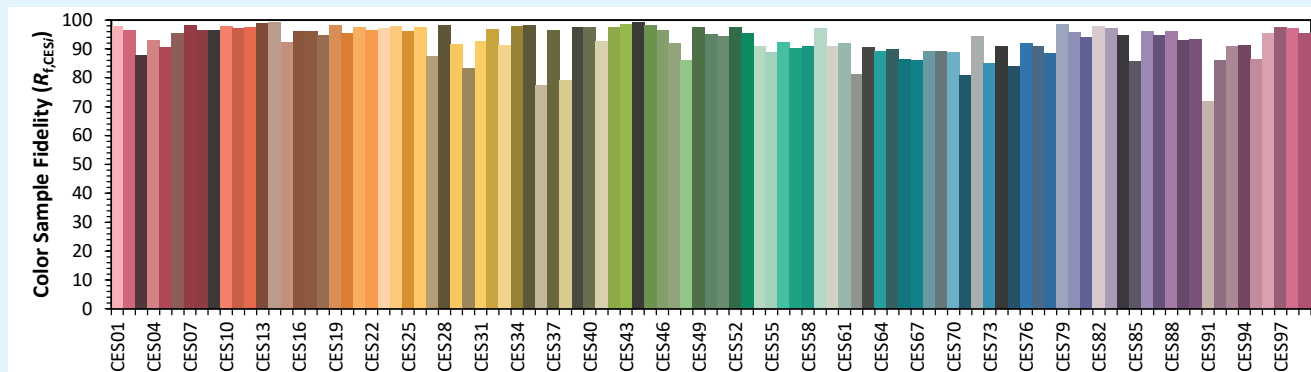
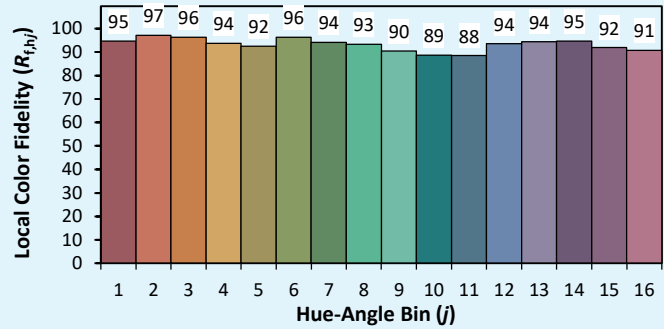
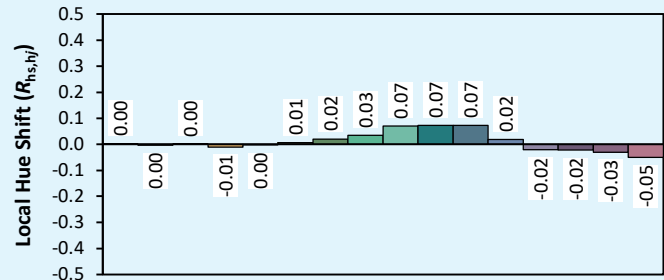
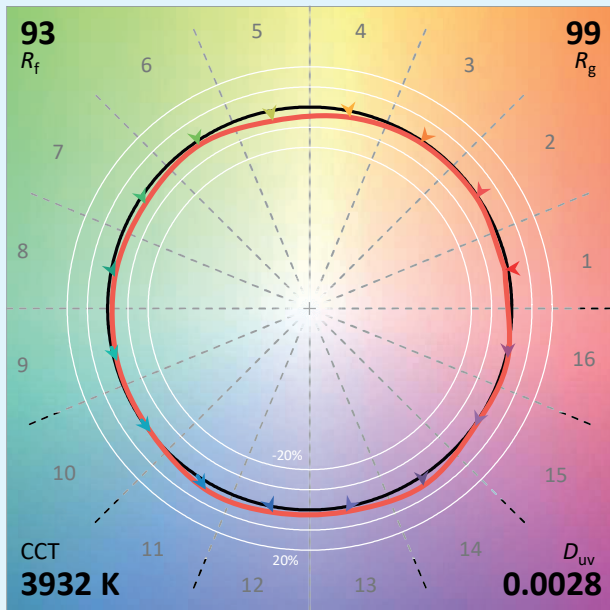
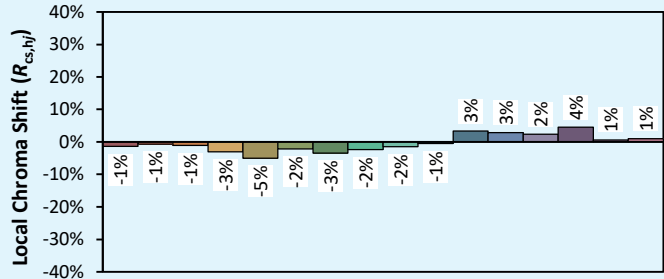
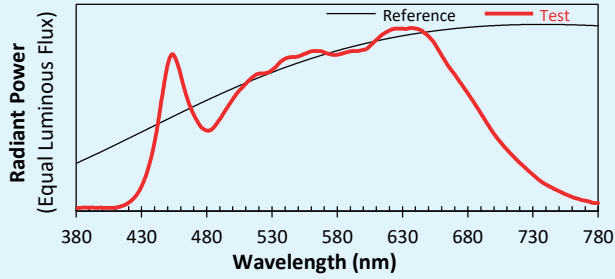


Source: COB 3000K

Date: 22/07/2022

Manufacturer: SPX LIGHTING

Model: MICROCAD 4000K



Notes:

Indicative values around the typical value.

x 0.3856
y 0.3860
u' 0.2248
v' 0.5063

CIE 13.3-1995
(CRI)

R_a 97
R_g 91



SPX Lighting - Offices : 10 rue des Marronniers 94 240 L'Hay Les Roses - France.
Factory : Zac des Coinchettes - 36 100 Issoudun - France.

Contacts +33 01 82 33 02 80 - contact@spx-lighting.com - www.spx-lighting.com

All rights reserved. Partial or complete reproductions is prohibited unless written permission of SPX Lighting. Information contained in this document does not contractually bind SPX Lighting. Despite the care SPX Lighting brings to the accuracy and precision of the present information, the responsibility of SPX Lighting can not be sought in case of inaccurate information. SPX Lighting reserves the right to change this information at any time without prior notice. SPX Lighting cannot be held liable for the consequences of the use of the present document. This publication does not imply any transfer of intellectual property rights.

Date of publication MAY 2023.
VERSION 23A



MICROCAD Range

MICROCAD

Items References



Power Consumption	Mouting Versions	Dimming/Control	Zoom	Color Temperature	Black Finish	White Finish
8W	3 circuits track adaptator	Potentiomètre	35° à 50°	Warm White	CAI00022	CAI00023
8W	3 circuits track adaptator	Potentiomètre	35° à 50°	Neutral White	CAI00024	CAI00025
8W	3 circuits track adaptator	Potentiomètre	25° à 35°	Warm White	CAI00026	CAI00027
8W	3 circuits track adaptator	Potentiomètre	25° à 35°	Neutral White	CAI00028	CAI00029
8W	3 circuits track adaptator	Potentiomètre	10° à 20°	Warm White	CAI00030	CAI00031
8W	3 circuits track adaptator	Potentiomètre	10° à 20°	Neutral White	CAI00032	CAI00033

Power supply References

For 6 Microcads	ALI 00129
For 16 Microcads	ALI 00132

Max. voltage drop of 1.5 V across a MICROCAD.

Accessories References

1m Black Track - 12V	ACC00086
2m Black Track - 12V	ACC00087
3m Black Track - 12V	ACC00088
Right End Feed Connector (Fig 1) – 12V	ACC00089
Left End Feed Connector (Fig 1) – 12 V	ACC00357
Track End Cap (Fig 2)	GB 41 -2
Track Straight Connector (electrical connection) (Fig 3)	GB 21 - 2
Flexible Track Connector (Fig 4)	GB 24 - 2
Middle feed Connector (Fig 5) – 12V	ACC00193



SPX Lighting - Offices : 10 rue des Marronniers 94 240 L'Hay Les Roses - France.

Factory : Zac des Coinchettes - 36 100 Issoudun - France.

Contacts +33 01 82 33 02 80 - contact@spx-lighting.com - www.spx-lighting.com

All rights reserved. Partial or complete reproductions is prohibited unless written permission of SPX Lighting. Information contained in this document does not contractually bind SPX Lighting. Despite the care SPX Lighting brings to the accuracy and precision of the present information, the responsibility of SPX Lighting can not be sought in case of inaccurate information. SPX Lighting reserves the right to change this information at any time without prior notice. SPX Lighting cannot be held liable for the consequences of the use of the present document. This publication does not imply any transfer of intellectual property rights.

Date of publication MAY 2023.

VERSION 23A

